

Potential Saving Figures 2026

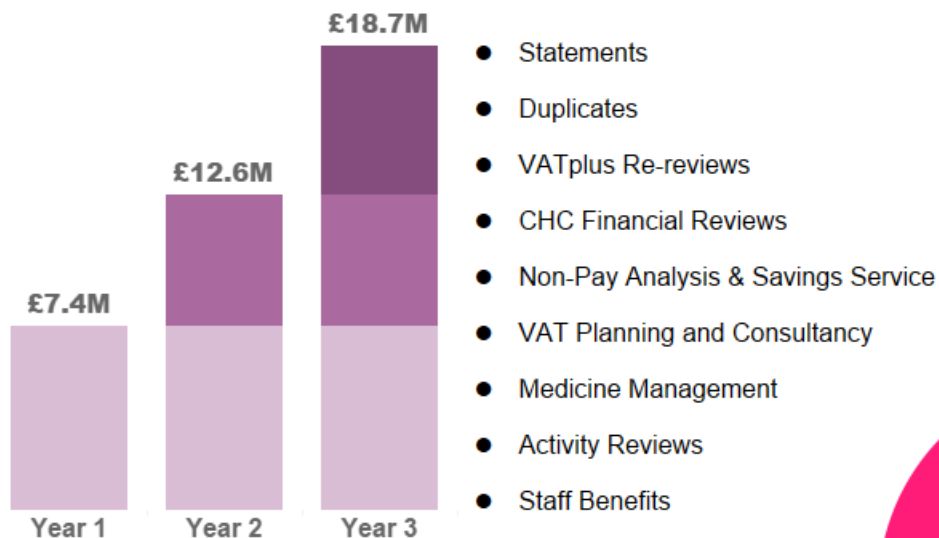
NHS South West ICS



Your Three Year Savings Opportunity Dashboard

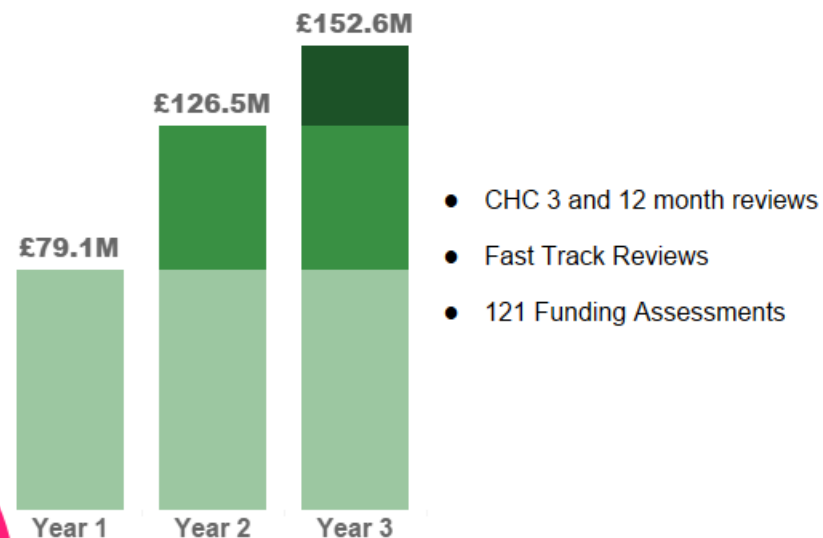
£18.7M

Sustainable Financial Recovery



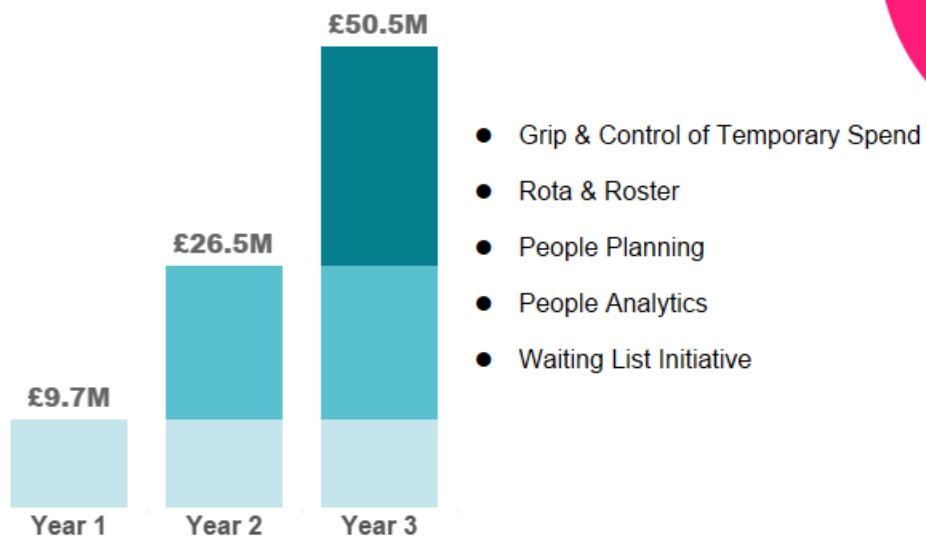
£152.6M

CHC Optimisation



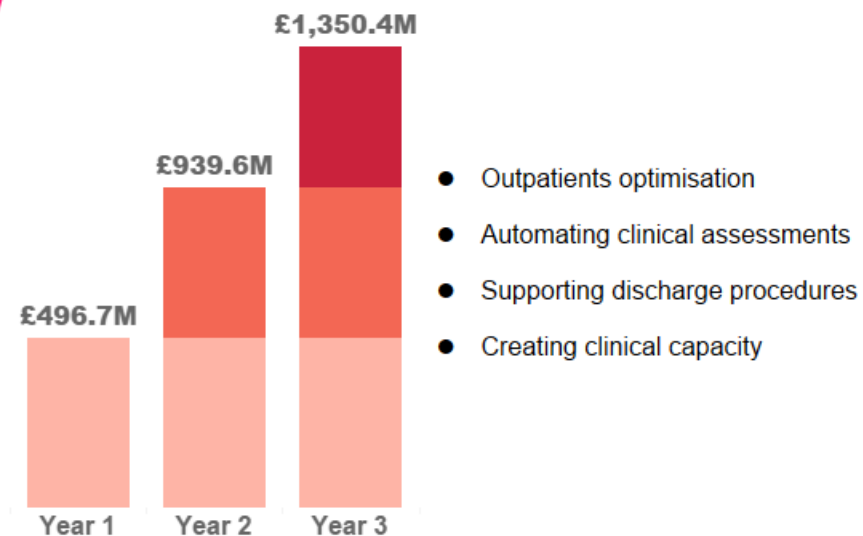
£50.5M

Workforce Productivity and Efficiency



£1.6B

Clinical Productivity



£1,350.4M

NHS South West

		Bath and North East Somerset, Swindon and W...	Cornwall and the Isles of Scilly	Healthier Together Bristol, North Somerset and South...	One Devon	One Gloucestershire	Our Dorset	Somerset	Grand Total
Sustainable Financial Recovery	Duplicates	165K	55K	165K	110K	55K	165K		715K
	Statements	207K	138K	207K	138K	69K	207K		966K
	Non-Pay Analysis & Savings Service	1,350K	750K	1,200K	1,650K	300K	1,425K	450K	7,125K
	Staff Benefits	730K	541K	1,578K	1,867K	622K	437K		5,774K
	VATplus Re-reviews	353K	974K	706K	0K		0K	0K	2,033K
	CHC Financial Reviews	158K	158K	158K	158K	158K	158K	158K	1,103K
	ICB Duplicates	63K	63K	63K	63K	63K	63K	63K	441K
	ICB Statements	74K	74K	74K	74K	74K	74K	74K	515K
	Total	3,100K	2,752K	4,149K	4,059K	1,340K	2,528K	744K	18,671K
Workforce Productivity and Efficiency	Grip and Control	780K	838K	2,497K	1,697K	770K	1,515K	1,501K	9,599K
	People Analytics	92K	73K	134K	203K	67K	126K	50K	743K
	People Planning	2,720K	2,708K	3,392K	5,979K	2,314K	3,072K	1,235K	21,421K
	Rota & Roster	2,051K	1,554K	4,281K	4,131K	2,383K	2,701K	1,620K	18,720K
	Total	5,642K	5,172K	10,304K	12,011K	5,533K	7,413K	4,407K	50,483K
CHC Optimisation	121 Funding Assessments	235K	706K	1,929K	2,917K	1,129K	2,023K	659K	9,599K
	CHC 3 and 12 month reviews	1,981K	6,177K	17,059K	25,899K	10,036K	18,062K	5,730K	84,945K
	Fast Track Reviews	7,601K	7,601K	13,967K	7,058K	8,341K	5,478K	7,996K	58,042K
	Total	9,817K	14,484K	32,956K	35,874K	19,506K	25,564K	14,385K	152,586K
Clinical Productivity	Discharge Delay	44,891K	14,411K	60,496K	49,701K	19,050K	44,775K	29,908K	263,231K
	Liaison Assist PIFU	50,338K	21,143K	59,154K	94,320K	29,733K	30,187K	25,187K	310,062K
	Specialty Transformation	136,856K	25,546K	191,116K	157,767K	63,022K	81,528K	121,229K	777,065K
Grand Total	232,085K	61,101K	310,765K	301,788K	111,806K	156,490K	176,324K	1,350,358K	
Total 3 Years Savings Opportunity		250.6M	83.5M	358.2M	353.7M	138.2M	192.0M	195.9M	1,572.1M