

Potential Saving Figures 2026

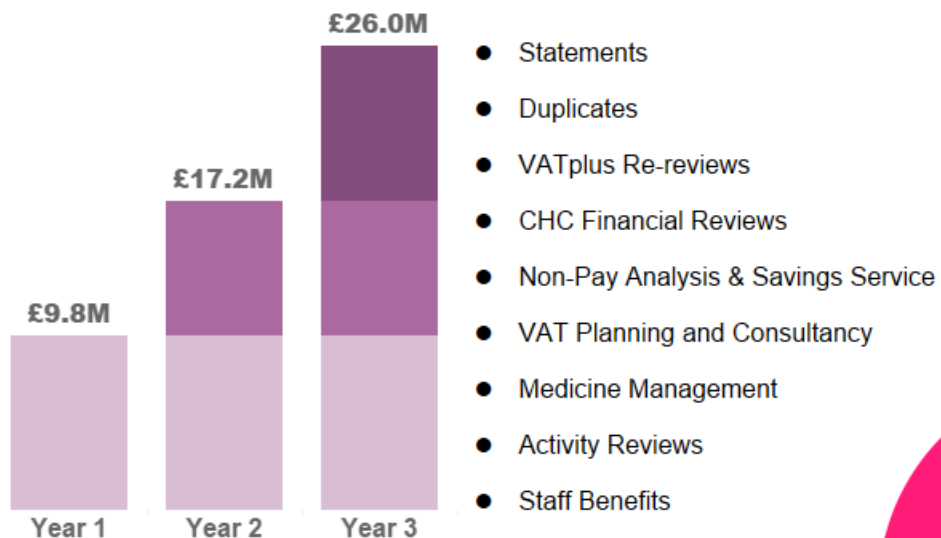
NHS South East



Your Three Year Savings Opportunity Dashboard

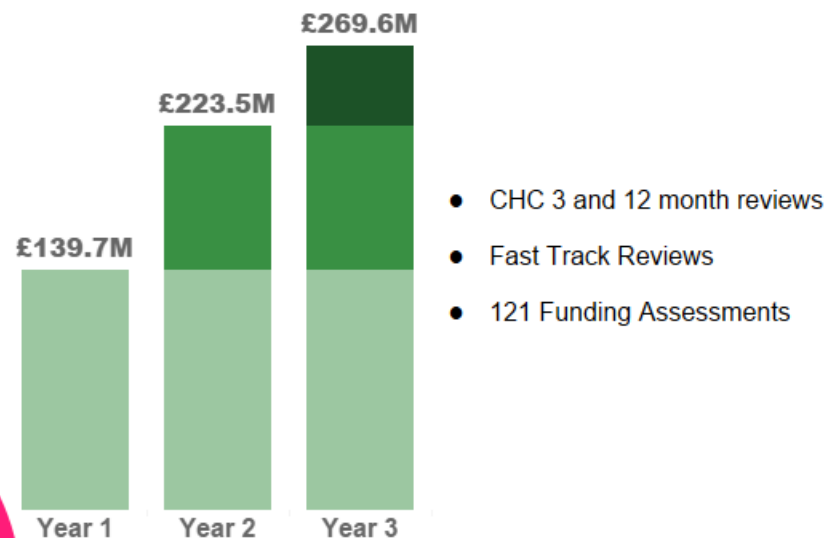
£26.0M

Sustainable Financial Recovery



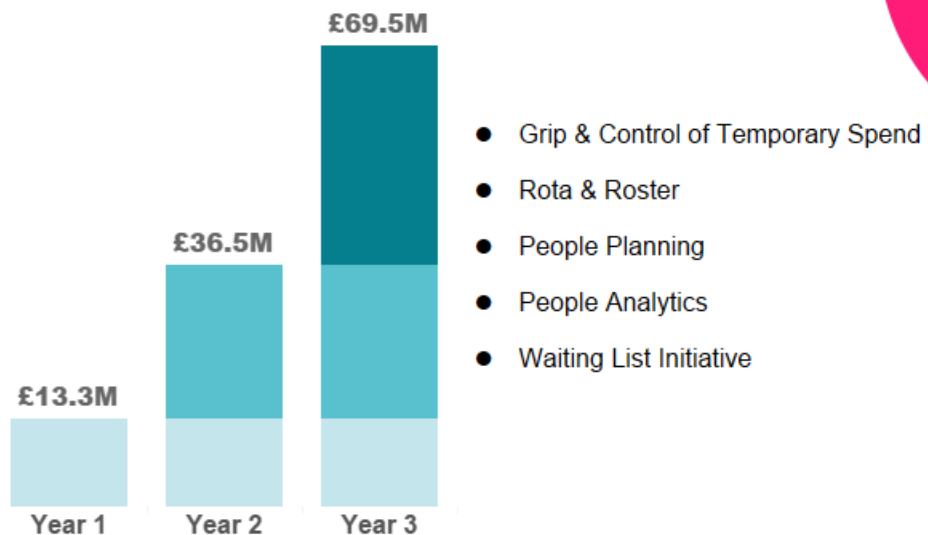
£269.6M

CHC Optimisation



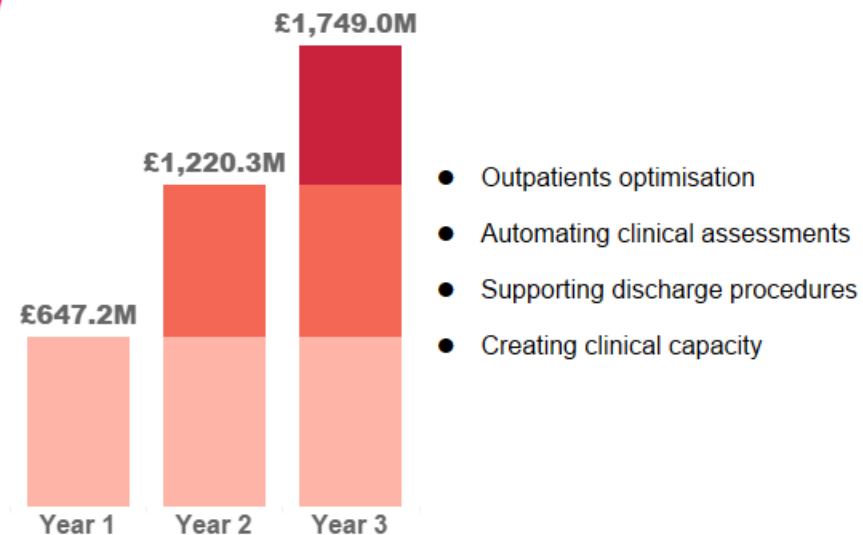
£69.5M

Workforce Productivity and Efficiency



£1,749.0M

Clinical Productivity



£2.1B

NHS South East

		Hampshire and the Isle of Wight	Kent and Medway	Surrey & Sussex	Thames Valley	Grand Total
Sustainable Financial Recovery	Duplicates	275K	275K	385K	220K	1,155K
	Statements	414K	414K	690K	345K	1,863K
	Non-Pay Analysis & Savings Service	2,250K	2,325K	3,750K	1,950K	10,275K
	Staff Benefits	1,092K	1,674K	2,533K	2,288K	7,586K
	VATplus Re-reviews	1,044K	1,413K	1,020K	725K	4,202K
	CHC Financial Reviews	158K		158K	158K	473K
	ICB Duplicates	63K		63K	63K	189K
	ICB Statements	74K		74K	74K	221K
	Total	5,369K	6,100K	8,672K	5,822K	25,963K
Workforce Productivity and Efficiency	Grip and Control	3,185K	2,896K	7,880K	4,288K	18,249K
	People Analytics	173K	198K	333K	229K	932K
	People Planning	3,745K	6,102K	8,713K	8,235K	26,795K
	Rota & Roster	3,835K	4,788K	8,279K	6,633K	23,535K
	Total	10,938K	13,984K	25,206K	19,384K	69,512K
CHC Optimisation	121 Funding Assessments	3,576K	4,517K	4,329K	2,494K	14,916K
	CHC 3 and 12 month reviews	31,961K	40,212K	38,347K	22,526K	133,045K
	Fast Track Reviews	20,828K	31,143K	47,282K	22,407K	121,660K
	Total	56,365K	75,872K	89,958K	47,427K	269,622K
Clinical Productivity	Discharge Delay	114,582K	69,541K	112,182K	66,442K	362,747K
	Liaison Assist PIFU	85,784K	94,108K	129,164K	150,747K	459,802K
	Specialty Transformation	173,850K	240,194K	261,128K	251,307K	926,478K
Grand Total	374,216K	403,842K	502,474K	468,495K	1,749,028K	
Total 3 Years Savings Opportunity		446.9M	499.8M	626.3M	541.1M	2,114.1M