

Potential Saving Figures 2026

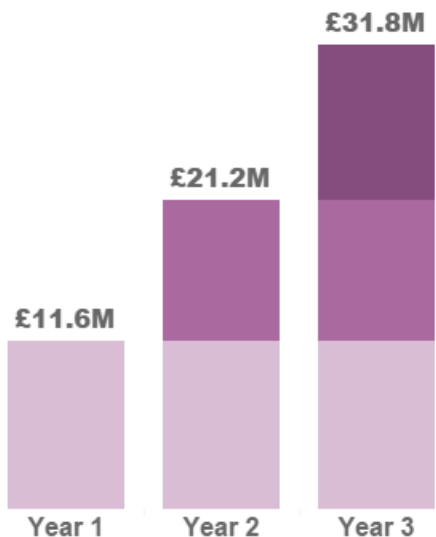
NHS North West ICS



Your Three Year Savings Opportunity Dashboard

£31.8M

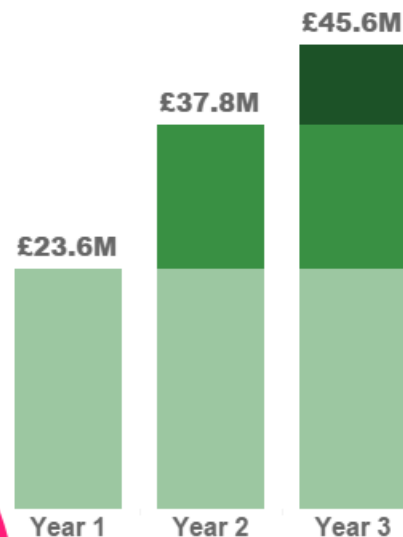
Sustainable Financial Recovery



- Statements
- Duplicates
- VATplus Re-reviews
- CHC Financial Reviews
- Non-Pay Analysis & Savings Service
- VAT Planning and Consultancy
- Medicine Management
- Activity Reviews
- Staff Benefits

CHC Optimisation

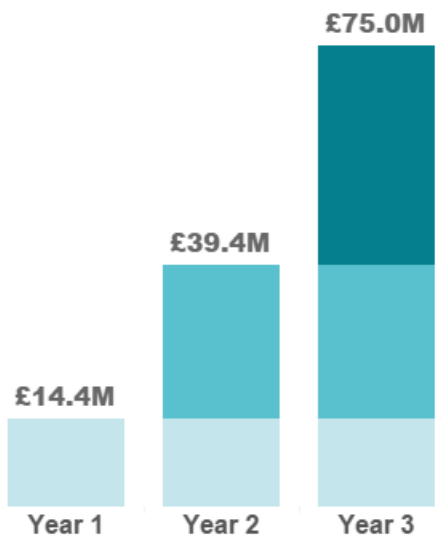
£45.6M



- CHC 3 and 12 month reviews
- Fast Track Reviews
- 121 Funding Assessments

£75.0M

Workforce Productivity and Efficiency

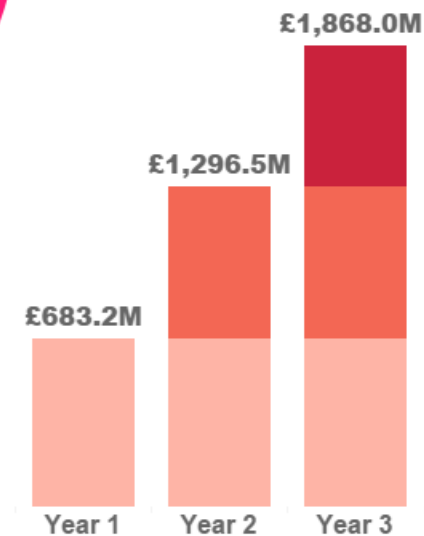


- Grip & Control of Temporary Spend
- Rota & Roster
- People Planning
- People Analytics
- Waiting List Initiative

£2.0B

Clinical Productivity

£1,868.0M



- Outpatients optimisation
- Automating clinical assessments
- Supporting discharge procedures
- Creating clinical capacity

NHS North West

		Cheshire and Merseyside Health and Care Partnership	Greater Manchester Health and Social Care Partnership	Lancashire and South Cumbria	Grand Total
Sustainable Financial Recovery	Duplicates	660K	275K	55K	990K
	Statements	828K	552K	138K	1,518K
	Non-Pay Analysis & Savings Service	5,775K	3,750K	225K	9,750K
	Staff Benefits	2,100K	4,062K	1,859K	8,021K
	VATplus Re-reviews	3,257K	7,479K	76K	10,812K
	CHC Financial Reviews	158K	158K	158K	473K
	ICB Duplicates		63K	63K	126K
	ICB Statements		74K	74K	147K
	Total	12,778K	16,412K	2,646K	31,836K
Workforce Productivity and Efficiency	Grip and Control	5,131K	6,703K	3,690K	15,525K
	People Analytics	561K	466K	245K	1,272K
	People Planning	10,247K	13,845K	6,515K	30,607K
	Rota & Roster	9,960K	11,852K	5,777K	27,589K
	Total	25,899K	32,866K	16,228K	74,993K
CHC Optimisation	121 Funding Assessments				
	CHC 3 and 12 month reviews				
	Fast Track Reviews		45,604K		45,604K
	Total		45,604K		45,604K
Clinical Productivity	Discharge Delay	169,634K	113,294K	59,243K	342,172K
	Liaison Assist PIFU	197,782K	214,408K	74,059K	486,249K
	Specialty Transformation	318,375K	468,750K	252,439K	1,039,564K
Grand Total	685,791K	796,452K	385,742K	1,867,985K	
Total 3 Years Savings Opportunity		724.5M	891.3M	404.6M	2,020.4M