

Potential Saving Figures 2026

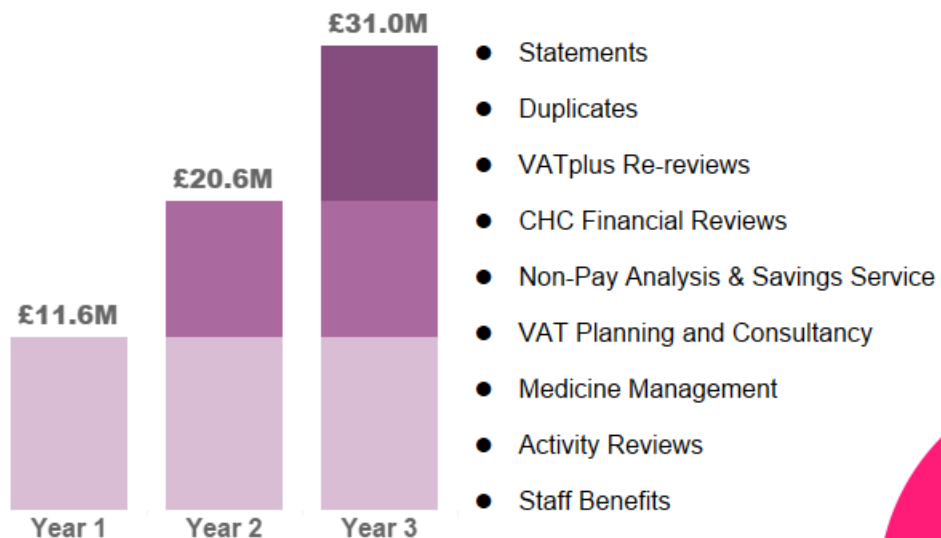
NHS North East And Yorkshire ICS



Your Three Year Savings Opportunity Dashboard

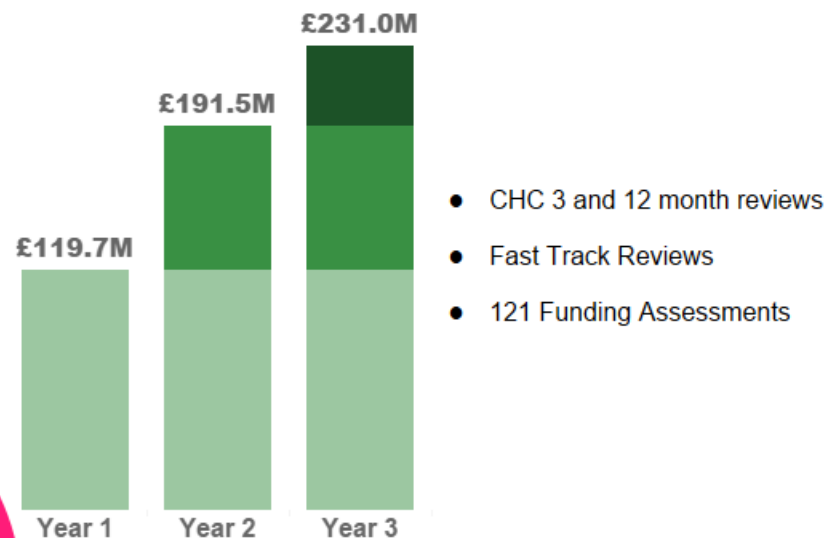
£31.0M

Sustainable Financial Recovery



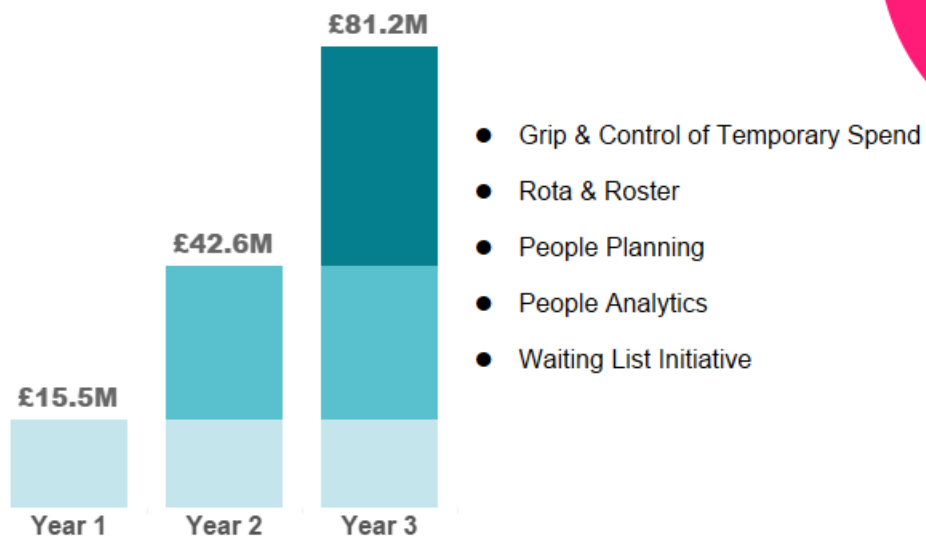
£231.0M

CHC Optimisation



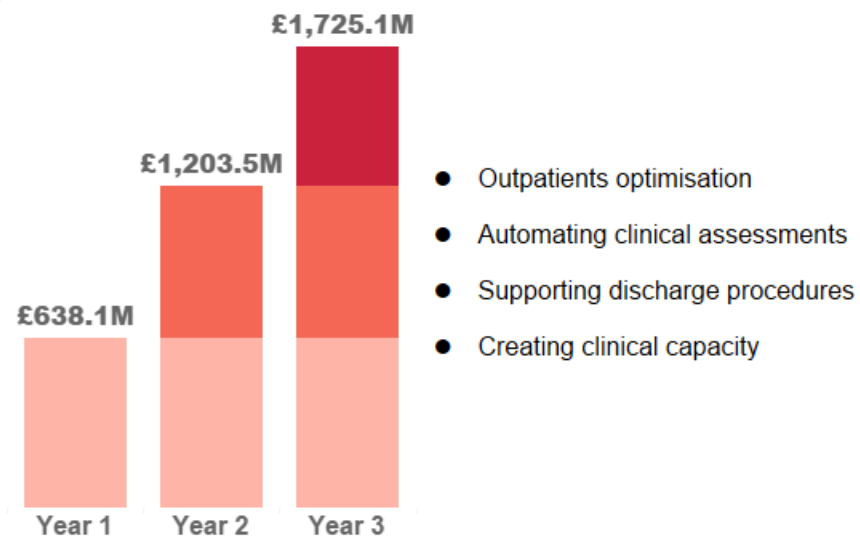
£81.2M

Workforce Productivity and Efficiency



£1,725.1M

Clinical Productivity



£2.1B

NHS North East and Yorkshire

		Humber and North Yorkshire Health and Care Partnership	North East and North Cumbria	South Yorkshire	West Yorkshire Health and Care Partnership	Grand Total
Sustainable Financial Recovery	Duplicates	220K	385K	275K	550K	1,430K
	Statements	276K	621K	414K	690K	2,001K
	Non-Pay Analysis & Savings Service	2,100K	4,200K	2,550K	3,375K	12,225K
	Staff Benefits	1,152K	3,846K	2,020K	2,673K	9,691K
	VATplus Re-reviews	145K	2,206K	1,948K	516K	4,815K
	CHC Financial Reviews	158K	158K	158K		473K
	ICB Duplicates	63K	63K	63K		189K
	ICB Statements	74K	74K	74K		221K
	Total	4,186K	11,553K	7,501K	7,804K	31,044K
Workforce Productivity and Efficiency	Grip and Control	2,229K	6,172K	2,210K	3,589K	14,200K
	People Analytics	198K	485K	270K	408K	1,360K
	People Planning	7,704K	13,882K	7,481K	9,546K	38,613K
	Rota & Roster	4,602K	9,591K	4,946K	7,846K	26,985K
	Total	14,733K	30,130K	14,906K	21,389K	81,158K
CHC Optimisation	121 Funding Assessments	3,623K	10,540K			14,163K
	CHC 3 and 12 month reviews	32,044K	94,441K			126,485K
	Fast Track Reviews	27,047K	63,323K			90,369K
	Total	62,714K	168,304K			231,018K
Clinical Productivity	Discharge Delay	63,168K	99,194K	78,886K	115,455K	356,703K
	Liaison Assist PIFU	97,594K	195,165K	99,077K	115,337K	507,173K
	Specialty Transformation	120,933K	350,311K	112,901K	277,089K	861,235K
Grand Total	281,695K	644,670K	290,864K	507,881K	1,725,110K	
Total 3 Years Savings Opportunity		363.3M	854.7M	313.3M	537.1M	2,068.3M