

Potential Saving Figures 2026

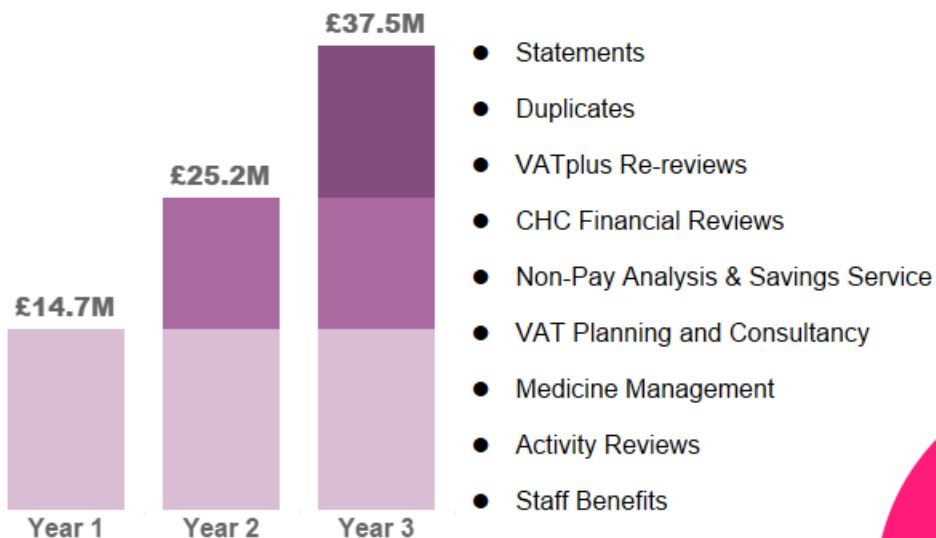
NHS Midlands ICS



Your Three Year Savings Opportunity Dashboard

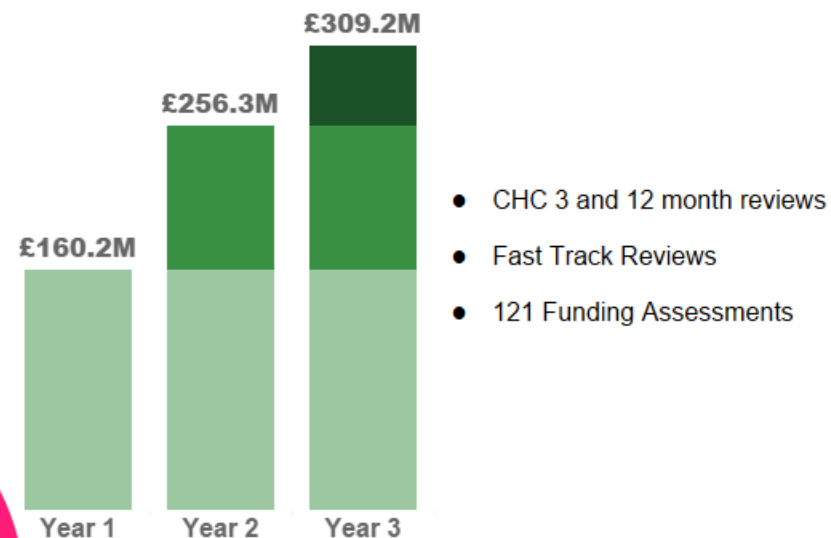
£37.5M

Sustainable Financial Recovery



£309.2M

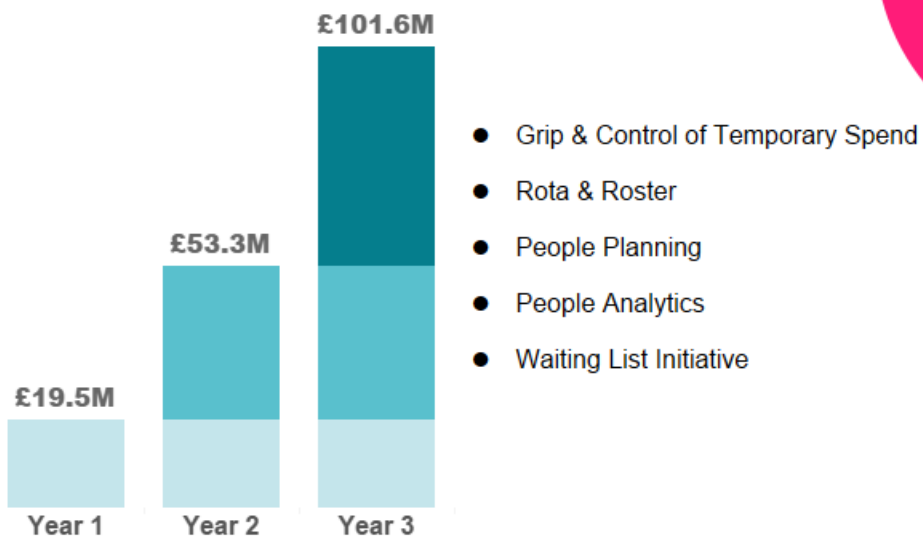
CHC Optimisation



£2.7B

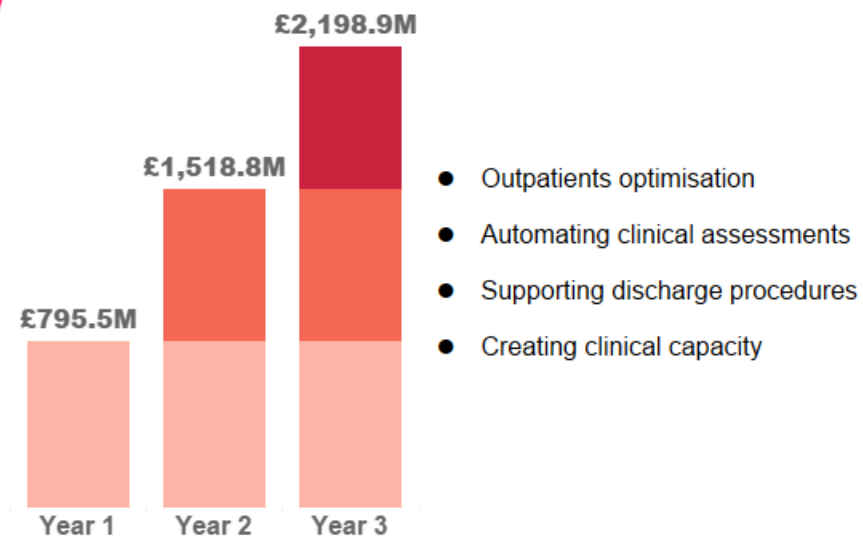
£101.6M

Workforce Productivity and Efficiency



£2,198.9M

Clinical Productivity



NHS Midlands

		Birmingham and Solihull	Black Country	Coventry and Warwickshire	Herefordshire and Worcestershire	Integrated Care Northamptonshire	Joined up care Derbyshire	Leicester, Leicestershire an...	Lincolnshire	Nottingham and Nottinghamshire	Shropshire, Telford and Wrek..	Staffordshire and Stoke on Trent	Grand Total	
Sustainable Financial Recovery	Duplicates	275K	220K	220K	110K	165K	220K	55K	165K	165K	110K	110K	1,815K	
	Statements	345K	345K	276K	138K	207K	345K	69K	207K	207K	138K	138K	2,415K	
	Non-Pay Analysis & Savings Service	1,875K	2,100K	1,650K	1,200K	1,200K	1,650K	750K	975K	750K	1,125K	1,050K	14,325K	
	Staff Benefits	1,964K	1,605K	567K	750K	730K	534K	1,127K	671K	1,539K	524K	1,114K	11,125K	
	VATplus Re-reviews	1,198K	492K		974K	984K	274K	0K		974K			4,896K	
	CHC Financial Reviews	158K	158K	158K	158K	158K	158K	158K	158K	158K	158K	158K	1,575K	
	ICB Duplicates	63K	63K		63K	63K	63K	63K	63K	63K	63K	63K	63K	630K
	ICB Statements	74K	74K		74K	74K	74K	74K	74K	74K	74K	74K	74K	735K
Total	5,950K	5,056K	2,870K	3,466K	3,580K	3,317K	2,295K	2,312K	3,929K	2,191K	2,549K	37,515K		
Workforce Productivity and Efficiency	Grip and Control	4,258K	2,013K	2,447K	2,901K	2,332K	1,644K	2,197K	1,658K	2,410K	850K	1,744K	24,455K	
	People Analytics	229K	219K	156K	108K	97K	171K	102K	94K	153K	86K	147K	1,562K	
	People Planning	5,457K	5,788K	3,687K	3,455K	1,737K	4,048K	2,426K	1,756K	3,850K	2,537K	4,700K	39,443K	
	Rota & Roster	6,809K	4,227K	3,490K	2,685K	2,247K	2,829K	3,599K	1,728K	3,504K	1,584K	3,421K	36,123K	
	Total	16,753K	12,248K	9,781K	9,150K	6,413K	8,692K	8,323K	5,236K	9,917K	5,058K	10,011K	101,582K	
CHC Optimisation	121 Funding Assessments	2,917K	329K	1,506K	1,741K		1,976K		1,976K	2,447K	753K	2,588K	16,234K	
	CHC 3 and 12 month reviews	25,931K	2,794K	13,451K	15,541K		17,773K		17,490K	21,796K	6,843K	23,481K	145,101K	
	Fast Track Reviews	9,279K	53,205K	7,996K	12,339K		24,085K		9,674K	15,991K	12,339K	2,912K	147,818K	
	Total	38,127K	56,329K	22,952K	29,621K		43,835K		29,140K	40,234K	19,935K	28,981K	309,153K	
Clinical Productivity	Discharge Delay	38,509K	34,696K	35,975K	24,485K	33,333K	37,053K	32,304K	27,165K	48,107K	20,361K	21,228K	353,218K	
	Liaison Assist PIFU	124,221K	101,038K	65,711K	39,159K	34,163K	56,924K	41,143K	23,755K	69,234K	26,924K	30,235K	612,507K	
	Specialty Transformation	158,609K	233,464K	73,098K	89,558K	95,173K	61,111K	101,472K	155,989K	151,142K	46,663K	66,930K	1,233,209K	
Grand Total	321,339K	369,199K	174,784K	153,201K	162,669K	155,088K	174,920K	206,910K	268,483K	93,948K	118,393K	2,198,933K		
Total 3 Years Savings Opportunity		382.2M	442.8M	210.4M	195.4M	172.7M	210.9M	185.5M	243.6M	322.6M	121.1M	159.9M	2,647.2M	