

Potential Saving Figures 2026

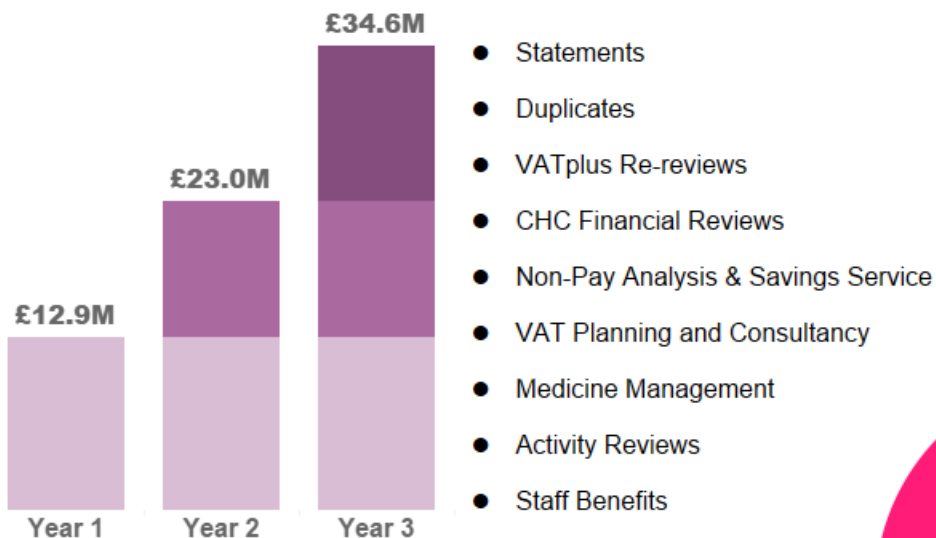
NHS London ICS



Your Three Year Savings Opportunity Dashboard

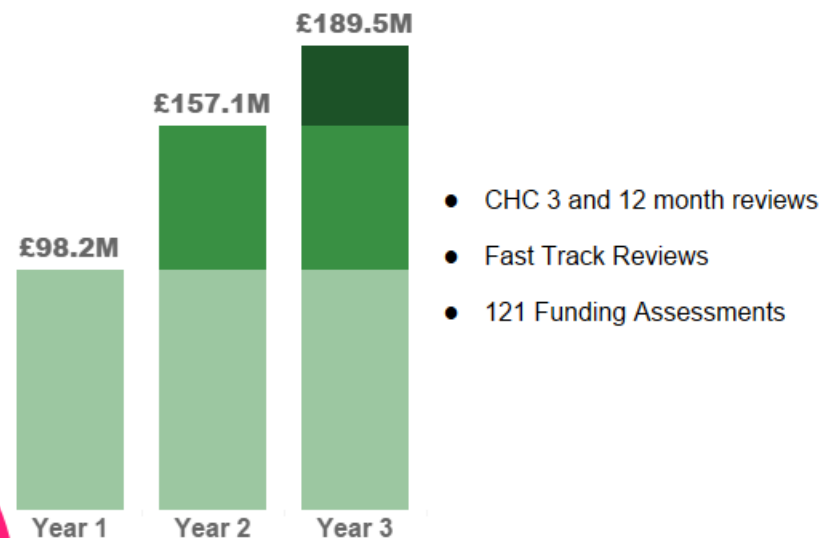
£34.6M

Sustainable Financial Recovery



CHC Optimisation

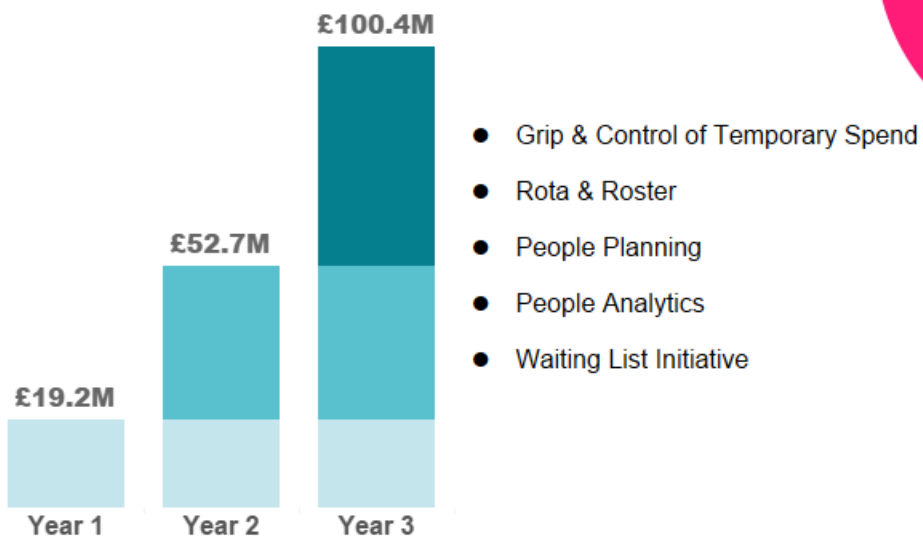
£189.5M



£2.4B

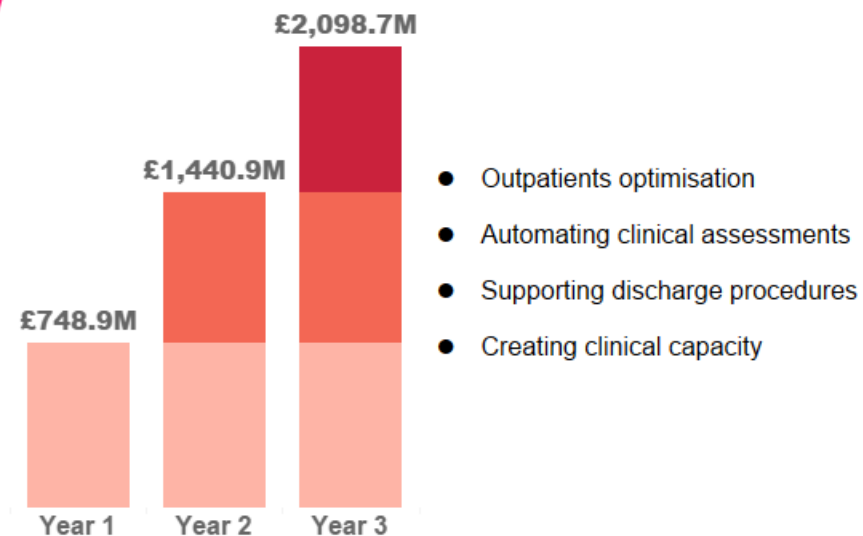
£100.4M

Workforce Productivity and Efficiency



Clinical Productivity

£2,098.7M



NHS London

		North East London Health and Care Partnership	South East London	South West London	West & North London	Grand Total
Sustainable Financial Recovery	Duplicates	275K	165K	330K	660K	1,430K
	Statements	345K	207K	414K	966K	1,932K
	Non-Pay Analysis & Savings Service	1,950K	1,500K	2,325K	5,625K	11,400K
	Staff Benefits	1,854K	2,498K	1,535K	4,172K	10,059K
	VATplus Re-reviews	1,724K	2,430K	1,972K	2,514K	8,639K
	CHC Financial Reviews	158K	158K	158K	158K	630K
	ICB Duplicates	63K	63K	63K	63K	252K
	ICB Statements	74K	74K	74K	74K	294K
	Total	6,442K	7,094K	6,869K	14,231K	34,636K
Workforce Productivity and Efficiency	Grip and Control	6,414K	4,164K	3,334K	8,332K	22,244K
	People Analytics	245K	259K	196K	563K	1,263K
	People Planning	10,142K	8,461K	5,290K	17,258K	41,151K
	Rota & Roster	8,753K	8,306K	4,769K	13,918K	35,747K
	Total	25,555K	21,190K	13,590K	40,071K	100,406K
CHC Optimisation	121 Funding Assessments	2,588K	2,212K	2,212K	49,817K	56,828K
	CHC 3 and 12 month reviews	22,947K	19,911K	19,754K	15,892K	78,505K
	Fast Track Reviews	21,766K	16,879K	13,030K	2,447K	54,122K
	Total	47,301K	39,002K	34,995K	68,156K	189,455K
Clinical Productivity	Discharge Delay	48,543K	61,580K	39,653K	128,993K	278,769K
	Liaison Assist PIFU	106,095K	209,407K	113,354K	339,826K	768,682K
	Specialty Transformation	216,808K	319,557K	146,312K	368,586K	1,051,263K
Grand Total	371,446K	590,544K	299,318K	837,405K	2,098,714K	
Total 3 Years Savings Opportunity		450.7M	657.8M	354.8M	959.9M	2,423.2M