

Potential Saving Figures 2026

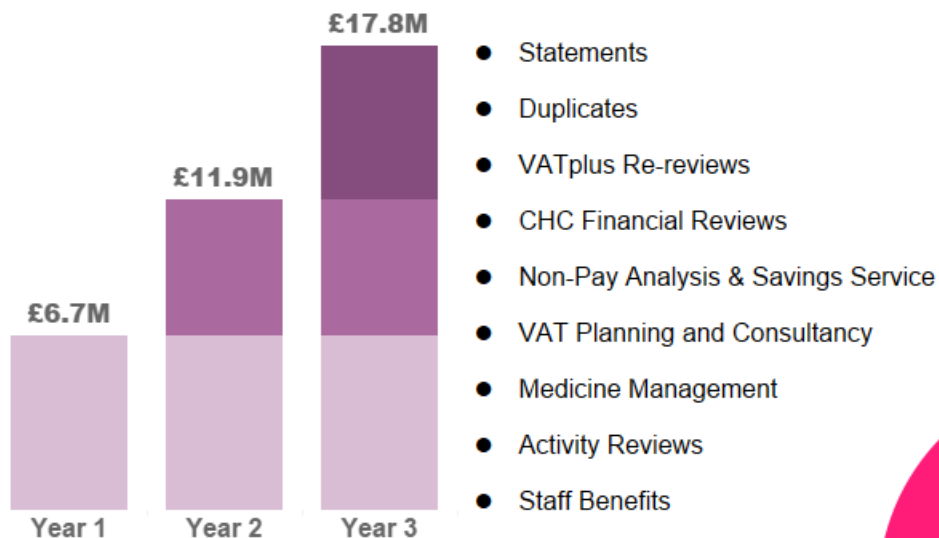
NHS East Of England ICS



Your Three Year Savings Opportunity Dashboard

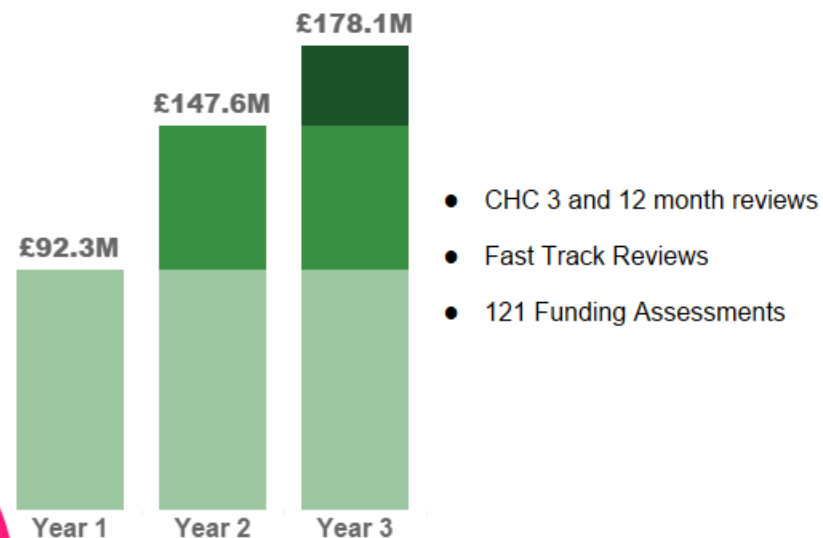
£17.8M

Sustainable Financial Recovery



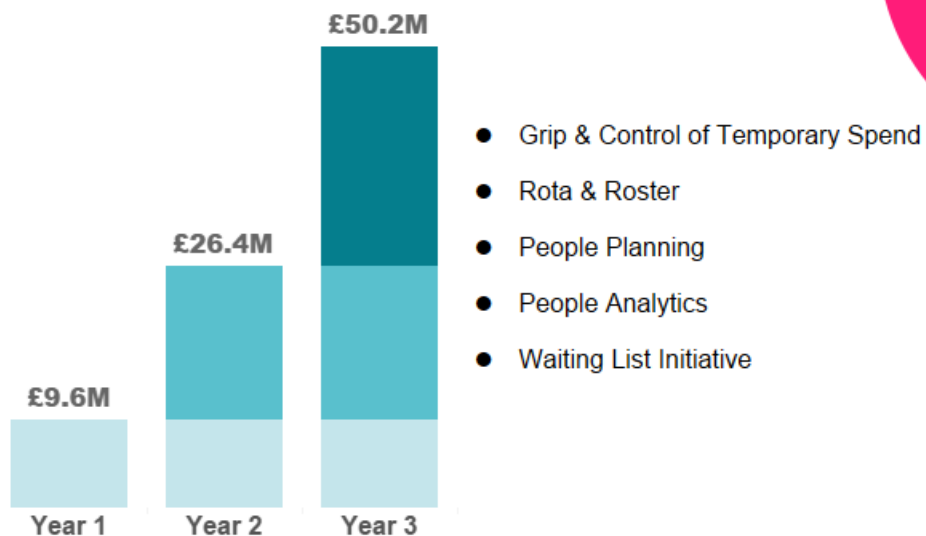
CHC Optimisation

£178.1M



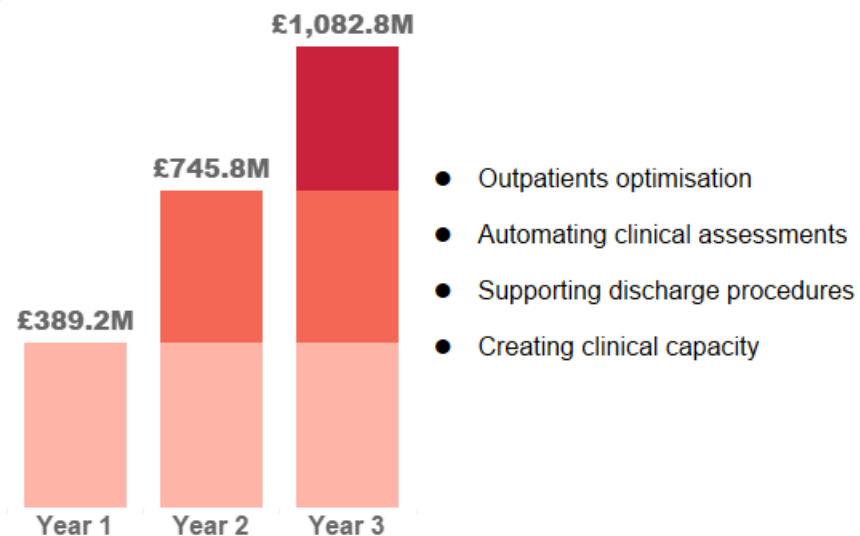
£50.2M

Workforce Productivity and Efficiency



Clinical Productivity

£1,082.8M



£1.3B

NHS East of England

		Central East	Essex	Norfolk & Suffolk	Grand Total
Sustainable Financial Recovery	Duplicates	385K	110K	275K	770K
	Statements	414K	138K	276K	828K
	Non-Pay Analysis & Savings Service	3,900K	750K	1,125K	5,775K
	Staff Benefits	2,665K	1,396K	1,767K	5,827K
	VATplus Re-reviews	2,278K	492K	984K	3,753K
	CHC Financial Reviews	158K	158K	158K	473K
	ICB Duplicates	63K	63K	63K	189K
	ICB Statements	74K	74K	74K	221K
	Total	9,936K	3,179K	4,721K	17,836K
Workforce Productivity and Efficiency	Grip and Control	5,244K	3,599K	3,403K	12,246K
	People Analytics	356K	109K	232K	697K
	People Planning	10,002K	4,205K	6,816K	21,023K
	Rota & Roster	8,061K	3,663K	4,554K	16,279K
	Total	23,663K	11,576K	15,006K	50,245K
CHC Optimisation	121 Funding Assessments	6,070K	1,270K	12,451K	19,792K
	CHC 3 and 12 month reviews	54,441K	11,313K	37,543K	103,297K
	Fast Track Reviews	41,557K	0K	13,453K	55,010K
	Total	102,068K	12,583K	63,447K	178,099K
Clincial Productivity	Discharge Delay	95,625K	15,580K	48,679K	159,884K
	Liaison Assist PIFU	170,137K	57,172K	120,411K	347,721K
	Specialty Transformation	322,448K	59,071K	193,705K	575,224K
Grand Total	588,211K	131,822K	362,796K	1,082,829K	
Total 3 Years Savings Opportunity		723.9M	159.2M	446.0M	1,329.0M